

SI-MAG Non-Contact Magnetic Safety Interlock Switch






Product Overview

For complete technical information about this product, including installation instructions, application requirements and guidelines, EU Declaration of Conformity, technical specifications, and accessories, see www.bannerengineering.com and search for the instruction manual, p/n 210255.

- A two-piece coded magnetic field safeguarding device
- One switch and coded magnet properly placed on a door can achieve the highest levels of safety (Control Reliable, Cat 4, PL e or SIL CL 3) when properly monitored by a Safety Monitoring Module
- Accommodating to misalignment
- Coded magnets minimize the risk of intentional defeat
- Sealed components resist water and dirt
- Three housing styles available for flat or 30 mm barrel mounting
- Can be used for safety or non-safety interlocking and position monitoring

Models

Magnet/Sensor Pair	Magnet Sensor		Coded Magnet
	Model	Connection	
	SI-MAGB1SM	3 m cable with flying leads	SI-MAGB1MM (Switching distance: 4 mm to 14 mm) OR SI-MAGB1MM90 (90° orientation) (Switching distance: 4 mm to 14 mm) OR SI-MAGB1MMHF (Switching distance: 8 mm to 16 mm)
	SI-MAGB1SMCO	3 m cable with flying leads; cable opposite	
	SI-MAGB1SMQD (UL-approved only)	4-pin M8 Pico-style QD connector	
	SI-MAGB1SMCOQD (UL-approved only)	4-pin M8 Pico-style QD connector	
	SI-MAGB2SM	3 m cable with flying leads	SI-MAGB2MM (Switching distance: 3 mm to 14 mm)
	SI-MAGB2SMQD (UL-approved only)	4-pin M8 Pico-style QD connector	
	SI-MAGB3SM	3 m cable with flying leads	SI-MAGB3MM (Switching distance: 5 mm to 14 mm)
	SI-MAGB3SMQD (UL-approved only)	4-pin M12/Euro-style QD connector	

The magnet sensors listed have a 3 m (10 ft) cable. To order 9 m (30 ft) cables models, add **w/30** to the model number (e.g. **SI-MAGB1SM w/30**). To order non-UL approved units, remove the **B**; only flying lead models are available as non-UL approved models.

A basic SI-MAG system requires an SI-MAG sensor, coded magnet, cable (for QD versions), and a safety monitoring device.

Responsibilities of the Qualified Person

To access the SI-MAG Non-Contact Magnetic Safety Interlock Switch instruction manual (p/n 210255):

- Go to www.bannerengineering.com to download the manual in the language you require; or
- Call Banner at 1-888-373-6767 or call your local Banner Representative to request a manual



WARNING:

It is the responsibility of the Qualified Person who configures, installs, or maintains the SI-MAG Safety Switch system to:

- Carefully read, understand, and follow the information in the SI-MAG Safety Switch instruction manual
- Perform a risk assessment of the specific machine guarding application
- Determine what safeguarding devices and methods are appropriate per ISO 13849-1
- Properly install, configure, and then verify that the entire safeguarding system is working as intended
- Periodically re-verify, as needed, that the entire safeguarding system is working as intended

Failure to follow any of these recommendations may create a dangerous condition that may lead to serious injury or death.

Pour accéder au manuel d'utilisation SI-MAG Non-Contact Magnetic Safety Interlock Switch (réf. 210255) :

- Rendez-vous sur le site www.bannerengineering.com pour télécharger le manuel dans la langue de votre choix, ou
- Contactez Banner au 1-888-373-6767 ou appelez votre représentant Banner local pour demander le manuel.



**WARNING:**

La personne qualifiée chargée d'assurer la configuration, l'installation ou la maintenance de SI-MAG Safety Switch est tenue de :

- Lire avec attention, bien comprendre et suivre les instructions du manuel du système SI-MAG Safety Switch
- Effectuer une évaluation des risques de l'application de protection spécifique à la machine
- Identifier les dispositifs et les méthodes de protection exigés par la norme ISO 13849-1
- Installer et configurer correctement le système de protection puis vérifier qu'il fonctionne de la façon prévue
- Révérer périodiquement, si nécessaire, que l'ensemble du système de protection fonctionne comme prévu

Le non respect de ces consignes peut créer une situation potentiellement dangereuse susceptible d'entraîner des blessures graves, voire mortelles.

So beziehen Sie die Bedienungsanleitung für den SI-MAG Non-Contact Magnetic Safety Interlock Switch (Ident-Nr. 210255):

- Laden Sie die Anleitung in der gewünschten Sprache von unserer Website (www.bannerengineering.com) herunter oder
- fordern Sie die Anleitung telefonisch bei der Banner-Hotline unter der Rufnummer +1-888-373-6767 oder bei einer Banner-Vertretung in Ihrer Nähe an.

**WARNING:**

Die qualifizierte Person, die die SI-MAG Safety Switch -Anlage konfiguriert, installiert oder wartet, hat folgende Pflichten:

- Die Informationen in der Anleitung für den SI-MAG Safety Switch gründlich durchzulesen, zu verstehen und zu befolgen
- Eine Risikobeurteilung der spezifischen Maschinenschutzanwendung durchzuführen
- Zu ermitteln, welche Schutzrichtungen und -methoden gemäß ISO 13849-1 angezeigt sind
- Das gesamte Schutzsystem fachgerecht zu installieren, zu konfigurieren und anschließend auf die bestimmungsgemäße Funktion zu überprüfen
- Nach Bedarf regelmäßig zu überprüfen, ob das gesamte Schutzsystem wie beabsichtigt arbeitet

Wenn diese Empfehlungen nicht befolgt werden, kann eine Gefahrensituation entstehen, die zu schweren bis tödlichen Verletzungen führen kann.

Per accedere al manuale di istruzioni dello SI-MAG Non-Contact Magnetic Safety Interlock Switch (codice 210255):

- Andare al sito www.bannerengineering.com per scaricare il manuale nella lingua desiderata; oppure
- Contattare Banner al numero telefonico 1-888-373-6767 oppure il rappresentante Banner locale per richiedere un manuale

**WARNING:**

È responsabilità della Persona Qualificata incaricata della configurazione, installazione o manutenzione del sistema SI-MAG Safety Switch quella di:

- Leggere attentamente, assicurarsi di avere compreso e seguire le indicazioni riportate nel manuale di istruzioni del SI-MAG Safety Switch
- Eseguire una valutazione dei rischi dell'applicazione di protezione della macchina specifica
- Determinare i dispositivi di protezione e i metodi appropriati secondo la norma ISO 13849-1
- Installare, configurare l'intero sistema di protezione e assicurarsi che funzioni come previsto
- In base alle esigenze, ricontrollare periodicamente che l'intero sistema di protezione funzioni come previsto

Il mancato rispetto di una delle presenti prescrizioni può creare situazioni di pericolo, con conseguenti gravi lesioni personali o morte.

Para obtener el manual de instrucciones del SI-MAG Non-Contact Magnetic Safety Interlock Switch (p/n 210255):

- Visite www.bannerengineering.com para descargar el manual en el idioma que necesite; o
- Llame a Banner al 1-888-373-6767 o llame a su representante local de Banner para solicitar un manual

**WARNING:**

Es responsabilidad de la persona calificada que configura, instala o mantiene el sistema de SI-MAG Safety Switch, lo siguiente:

- Leer con atención, entender y seguir la información en el manual de instrucciones del SI-MAG Safety Switch
- Realizar una evaluación de riesgos que incluya la aplicación de protección de la máquina específica
- Determinar cuáles son los dispositivos y los métodos de protección adecuados según la ISO 13849-1
- Instalar, configurar y verificar de manera adecuada que todo el sistema de protección funcione como está previsto
- Periódicamente volver a verificar, según sea necesario, que todo el sistema de protección funcione según lo previsto

El incumplimiento de cualquiera de estas responsabilidades puede crear una condición peligrosa que puede provocar lesiones graves o la muerte.